









































THE LIST

NON-CHIEF EXECUTIVE COMPENSATION

Valley area company executives ranked by 2023 total company compensation

Rank	Executive • name • title • company name	Total Company Compensation • dollar value (in thousands) ¹ • percent change from 2022	Components of Total Company Compensation					Options Exercised	Grants Vested	Aggregate • dollar value ⁴ • percent change from 2022	Image
			Salary	Bonus ²	Stock Awards	Option Awards	All Other Compensation ³				
1	 Hugh Johnston CFO The Walt Disney Co.	\$19,000 N/A	\$2,000	\$3,000	\$14,000	\$0	\$0	\$0	\$0	\$19,000 N/A	
2	 Gary Smalley President Tutor Perini Corp.	6,559 233	1,013	1,899	3,573	0	73	0	0	6,559 159	
3	 Murdo Gordon EVP, Global Commercial Operations Amgen Inc.	6,422 -17	1,145	0	3,500	1,500	278	0	5,000	11,421 6	
4	 Tom Boyle Chief Financial & Investment Officer Public Storage	6,344 -15	600	995	2,659	2,077	13	0	909	7,253 -13	
5	 David Reese EVP, CTO Amgen Inc.	5,974 -19	1,213	0	3,150	1,350	261	0	3,285	9,259 -22	
6	 Peter Griffith EVP, CFO Amgen Inc.	5,845 2	1,084	0	3,150	1,350	262	0	4,500	10,345 33	
7	 Esteban Santos EVP, Operations Amgen Inc.	5,518 -18	1,061	0	2,940	1,260	257	0	4,200	9,718 0	
8	 Natalia Johnson Chief Administrative Officer Public Storage	4,873 10	530	791	1,981	1,558	13	0	882	5,755 8	
9	 Doug Jones President, Chief Mortgage Banking Officer PennyMac Financial Services Inc.	4,320 -28	600	1,125	1,875	658	62	0	2,128	6,448 -20	
10	 Ghassan Ariqat EVP, Building and Specialty Contractor Groups Tutor Perini Corp.	3,307 108	700	1,767	808	0	32	0	0	3,307 54	
11	 Emeka Chukwu Former EVP, CFO Semtech Corp.	2,804 0	430	253	2,071	0	51	0	0	2,804 -34	
12	 Mark Partin CFO BlackLine Inc.	2,785 -64	425	0	2,347	0	13	0	3,860	6,645 -31	
13	 Asaf Silberstein EVP, COO Semtech Corp.	2,698 0	410	328	1,917	0	43	0	0	2,698 -24	
14	 Nathaniel Vitan Chief Legal Officer, Corporate Secretary Public Storage	2,605 -65	425	361	1,013	792	13	0	451	3,056 -61	
15	 Michael Smithson EVP, Civil group Tutor Perini Corp.	2,353 24	900	1,423	0	0	31	0	0	2,353 24	
16	 Daniel Perotti Senior Managing Director and CFO PennyMac Financial Services Inc.	2,345 -18	400	630	937	329	49	0	0	2,345 -47	
17	 James Follette Senior Managing Director and Chief Mortgage Operations Officer PennyMac Financial Services Inc.	1,989 -10	375	439	844	296	35	0	0	1,989 -47	
18	 Edwin Roks EVP, Group President, Teledyne Digital Imaging Teledyne Technologies Inc.	1,691 -25	550	693	295	N/A	153	0	0	1,691 -38	
19	 Patrick Burnett Chief Medical Officer Arcutis Biotherapeutics	1,666 5	477	231	332	611	15	0	0	1,666 -1	
20	 George Bobb III SVP Teledyne Technologies Inc.	1,500 -16	531	667	279	0	23	0	0	1,500 -26	

¹ Includes salary, bonus, new stock grants and options, and other compensation.

² Also includes non-equity incentive plan compensation

³ Includes change in pension non-qualified deferred compensation earnings.

⁴ Includes total company compensation plus the value of options exercised and stock grants that vested during the fiscal year.

N/A - Not Applicable Note: Dollar figures in thousands. Information for this list was taken from Securities and Exchange

Commission filings. Percent change from previous year is not applicable where the company or executive was not listed last year. Bonus category includes both performance-based and cash bonuses. To the best of our knowledge, this information is accurate as of press time. While every effort is made to ensure the accuracy and thoroughness of the list, omissions and typographical errors sometimes occur. Please send corrections or additions to research@sfbv.com. ©2024 San Fernando Valley Business Journal. This list may not be reprinted in whole or in part without prior written permission from the editor. Reprints are available from Wright's Media (877) 652-5295.