

HOSPITALS Ranked by 2023 net patient revenue











Rank	Hospital • name • address	(\$ in millions)			Operating Margin • 2023 • 2022	Profile • owner • year founded	Top Executive • name • title • phone	
		Net Patient Revenue • 2023 • 2022	Gross Patient Revenue • 2023 • 2022	Pre-Tax Income (Loss) • 2023 • 2022				
1	 Olive View-UCLA Medical Center 14445 Olive View Dr. Sylmar 91342	\$765 \$662	\$1,813 \$1,310	(\$261.0) (\$250.5)	-9.8% -5.4%	Los Angeles County 1920	Konita Wilks CEO (844) 804-0055	
2	 Providence Holy Cross Medical Center 15031 Rinaldi St. Mission Hills 91345	587 556	2,997 2,760	(5.6) (71.3)	-10.0 -12.6	Providence 1961	Bernard Klein CEO (818) 365-8051	
3	 Los Robles Hospital & Medical Center 215 W. Janss Rd. Thousand Oaks 91360	557 537	4,766 4,398	170.4 158.9	30.5 29.6	HCA Healthcare Inc. 1968	Phil Buttell CEO (805) 497-2727	
4	 Adventist Health Glendale 1509 Wilson Terrace Glendale 91206	525 478	3,416 3,062	(11.2) (43.6)	-1.7 -8.3	Adventist Health Inc. 1905	Alice Issai President (818) 409-8000	
5	 Valley Presbyterian Hospital 15107 Vanowen St. Van Nuys 91405	507 471	1,244 951	(81.4) 29.3	-9.8 -5.5	Valley Presbyterian Hospital Inc. 1958	Gustavo Valdespino CEO, President (818) 782-6600	
6	 Antelope Valley Medical Center 1600 W. Ave. J Lancaster 93534	502 466	2,068 1,955	3.6 3.4	0.8 -0.8	Antelope Valley Healthcare District 1955	Edward Mirzabegian CEO (661) 949-5000	
7	 Providence Saint Joseph Medical Center 501 S. Buena Vista St. Burbank 91505	489 459	2,682 2,466	(12.1) (87.6)	-13.6 -22.9	Providence 1943	Karl Keeler CEO (818) 843-5111	
8	 Northridge Hospital Medical Center 18300 Roscoe Blvd. Northridge 91325	474 462	3,372 3,095	11.2 (16.0)	3.6 -1.2	Dignity Health 1955	Paul Watkins President (818) 885-8500	
9	 Kaiser Permanente Panorama City Medical Center 13651 Willard St. Panorama City 91402	455 449	1,668 1,624	3.5 (8.2)	0.7 -1.6	Kaiser Foundation Hospitals Inc. 1962	Murtaza Sanwari Interim SVP & Area Manager (833) 574-2273	
10	 Kaiser Permanente Woodland Hills Medical Center 5601 De Soto Ave. Woodland Hills 91367	426 403	1,676 1,528	(38.8) (43.2)	-7.9 -9.2	Kaiser Foundation Hospitals Inc. 1986	Murtaza Sanwari SVP, Area Manager (818) 719-2000	
11	 Henry Mayo Newhall Hospital 23845 W. McBean Parkway Valencia 91355	391 378	2,413 2,257	(15.8) 0.2	-1.2 -3.5	Henry Mayo Newhall Hospital 1975	Kevin Klockenga CEO, President (661) 253-8000	
12	 Providence Cedars-Sinai Tarzana Medical Center 18321 Clark St. Tarzana 91356	319 293	1,499 1,327	(71.1) (91.9)	-28.3 -30.7	Providence / Cedars-Sinai Health System 1954	Nicholas Lymberopoulos CEO (818) 881-0800	
13	 Glendale Memorial Hospital and Health Center 1420 S. Central Ave. Glendale 91204	243 254	1,357 1,226	(55.2) (45.0)	-20.5 -15.7	Dignity Health 1926	Jill Welton CEO, President (818) 502-1900	
14	 UCLA West Valley Medical Center 7300 Medical Center Dr. West Hills 91307	229 225	2,889 2,676	38.6 28.9	15.6 12.3	HCA Healthcare Inc. 1969	Johnese Spisso President (818) 676-4000	
15	 Palmdale Regional Medical Center 38600 Medical Center Dr. Palmdale 93551	228 223	2,702 2,347	(43.9) (32.0)	-19.1 -14.2	Universal Health Services Inc. 1979	Nana Deeb CEO (661) 382-5000	

NA - Not Available N/A - Not Applicable Note: Information was obtained from the Office of Statewide Health Planning and Development (O.S.H.P.D.) quarterly financial reports as of April 15, 2024. Data is audited and revised by hospitals, which could change rankings on the list. Net patient revenue is defined as total

revenue less deductions for Medicare, Medi-Cal, and other third-party insurance payments and provision for bad debt. Operating margin is defined as net operating revenue divided by net operating income. Only short-term general acute care facilities were included. Hospitals are ranked by revenue for the year ended Dec. 31, 2023.

Researched by Deepanjali Batra

HOSPITALS *continued*

Rank	Hospital • name • address	(\$ in millions)			Operating Margin • 2023 • 2022	Profile • owner • year founded	Top Executive • name • title • phone	Image
		Net Patient Revenue • 2023 • 2022	Gross Patient Revenue • 2023 • 2022	Pre-Tax Income (Loss) • 2023 • 2022				
16	 Simi Valley Hospital 2975 N. Sycamore Dr. Simi Valley 93065	\$202 \$197	\$1,155 \$1,081	(\$12.5) (\$16.8)	-5.3% -7.7%	Adventist Health Inc. 1965	Jennifer Swenson CEO, President (805) 955-6000	
17	 USC Verdugo Hills Hospital 1812 Verdugo Blvd. Glendale 91208	160 158	937 901	(33.9) (11.9)	-19.5 -7.8	Keck Medicine of USC 1972	Armand Dorian CEO (818) 790-7100	
18	 Mission Community Hospital 14850 Roscoe Blvd. Panorama City 91402	128 136	688 745	(14.4) (16.5)	-11.2 -10.3	Deanco Healthcare 1923	James Theiring CEO (818) 787-2222	
19	 Pacifica Hospital of the Valley 9449 San Fernando Rd. Sun Valley 91352	97 103	178 187	3.3 16.1	3.2 14.0	Pacifica of the Valley Corp. 1969	Precious Mayes CEO, President (818) 767-3310	
20	 Sherman Oaks Hospital 4929 Van Nuys Blvd. Sherman Oaks 91403	86 93	420 426	0.3 5.8	0.4 6.1	Prime Healthcare Services Inc. 1969	EM V. Garcia CEO (818) 981-7111	

NA - Not Available N/A - Not Applicable Note: Information was obtained from the Office of Statewide Health Planning and Development (O.S.H.P.D.) quarterly financial reports as of April 15, 2024. Data is audited and revised by hospitals, which could change rankings on the list. Net patient revenue is defined as total revenue less deductions for Medicare, Medi-

Cal, and other third-party insurance payments and provision for bad debt. Operating margin is defined as net operating revenue divided by net operating income. Only short-term general acute care facilities were included. Hospitals are ranked by revenue for the year ended Dec. 31, 2023.

Researched by Deepanjali Batra

SEE THE FULL LIST AT SFVBJ.COM/SFV-SINGLE-LISTS